

officeworx

sales@officeworx.co.uk | 01242 584901



2022 PRODUCT GUIDE

REVILO

ACTIVE WORKING

Your sit-stand desk allows you to position your desk in the optimal ergonomic position with the press of a button.

Frequently changing your posture and taking opportunities to move away from your desk will help maintain the metabolic activity that breaks down fats and reduces blood glucose levels. Movement will also help you to maintain good postures and reduce muscle fatigue. As the following behaviours become routine, business efficiency should improve, along with the health and wellbeing of you and your colleagues.



SUGGESTED SCHEDULE

Over the working day, try to spend at least 2 hours standing, aiming to increase this when possible. These durations should be tailored to individual needs & preferences.



1 hour
Seated



20 minutes
Standing



Repeat
All day



Take the Stairs
Avoid the lift

REVILO

Sit-Stand Desk Ranges



R900+

Sit Stand Desk



Our top of the range R900+ sit stand desk will ensure it ticks the boxes on every level. With four programmable memory pre-sets you will be able to save the height that you enjoy working at anytime of the day or night.

The dual-motor system enables a faster and more stable adjustment when going up or down. The bolt-free frame technology guarantees a smooth assembly in a matter of minutes.

Features:

- 10 minute assembly time
- ****NEW**** Low Profile 18mm thick MFC desktop.
- Dual-motor system enables a faster and more stable adjustment.
- The anti-collision system prevents your desk from suffering material damage.
- 3-stage column design.
- The REVILO desk frame adopts a screw-free installation structure, which greatly saves the user's installation time.
- Advanced technology to lower standby power consumption to just 0.1W.

Specifications:

Max. Load Capacity: 100kg

Speed: 32mm/s

Power Type: 100V – 240V

Decibel: <50dB

Stroke: 49cm

Height Range: 69 – 118cm

Frame Colour: Black / Silver / White

Frame Weight: 34kg

Desktop Weight: 120cm x 70cm - TBA 150cm x 70cm - TBA

Warranty: 5 year warranty on frame only, 3 year warranty on motor.



R900+ with beech desktop



R900+ control panel

7 Available Wood Finishes



SILVER FRAME	WHITE FRAME	BLACK FRAME	WIDTH	DEPTH
R900S126	R900WH126	R900K126	1200mm	600mm
R900S128	R900WH128	R900K128	1200mm	800mm
R900S146	R900WH146	R900K146	1400mm	600mm
R900S148	R900WH148	R900K148	1400mm	800mm
R900S166	R900WH166	R900K166	1600mm	600mm
R900S168	R900WH168	R900K168	1600mm	800mm
R900S188	R900WH188	R900K188	1800mm	800mm

Please add desktop colour when ordering eg. **R900WH168** with Oak desktop = **R900WH168O**



R900+ 10 minute simple buckle assembly frame

R800

Sit Stand Desk



The REVILO R800 sit stand desk with its dual-motor technology ensures you transition between sitting and standing easily and smoothly with just a single touch of a button. Powerful dual-motor lifting system provides a quiet and quick lifting speed of 35mm/s with maximum stability even at the highest setting.

With three programmable memory pre-sets and sit/stand reminder system you will be sure to find that perfect working height whilst being reminded when to sit or stand allowing you to focus on the job in hand.

Features:

- ****NEW**** Low Profile 18mm thick MFC desktop.
- Dual-motor system enables a faster and more stable adjustment.
- Three programmable memory pre-sets and sit/stand reminder system.
- Anti-collision Technology included.
- 3-stage column design.
- Double crossing beams gives a very stable structure.



R800 with walnut desktop

Specifications:

Max. Load Capacity: 100kg

Speed: 35mm/s

Power Type: 100V – 240V

Decibel: <50dB

Stroke: 65cm

Height Range: 62 – 127cm

Frame Colour: Black / Silver / White

Frame Weight: 33kg

Warranty: 5 year warranty on frame only, 3 year warranty on motor.



R800 control panel

7 Available Wood Finishes



SILVER FRAME	WHITE FRAME	BLACK FRAME	WIDTH	DEPTH
R800S126	R800WH126	R800K126	1200mm	600mm
R800S128	R800WH128	R800K128	1200mm	800mm
R800S146	R800WH146	R800K146	1400mm	600mm
R800S148	R800WH148	R800K148	1400mm	800mm
R800S166	R800WH166	R800K166	1600mm	600mm
R800S168	R800WH168	R800K168	1600mm	800mm
R800S188	R800WH188	R800K188	1800mm	800mm

Please add desktop colour when ordering eg. **R800WH168** with Oak desktop = **R800WH168O**

R700

Sit Stand Desk



The REVILO R700 height adjustable desk will fit your style and budget. Our R700 desk offers a fully adjustable standing experience from 71cm to 121 cm with simple control settings.

The R700 will enable you to improve your posture while you work.

Features:

- ****NEW**** Low Profile 18mm thick MFC desktop.
- Single motor technology enables powerful yet smooth height adjustments.
- 2-Stage column design ensures smooth and precise electric lifting ability.
- Designed for maximum structural integrity, out frame features double steel tubing that ensures stability even at its highest height.
- Thicker and more durable powder coating seamless surface resist scratches, water, and stains.

Specifications:

Max. Load Capacity: 70kg
Speed: 25mm/s
Power Type: 100V – 240V
Decibel: <50dB
Stroke: 50cm
Height Range: 71 – 121cm
Frame Colour: Black / White
Frame Weight: 23kg
Warranty: 5 year warranty on frame only, 3 year warranty on motor.




R700 with walnut desktop



R700 control panel

7 Available Wood Finishes

 White
(WH)

 Black Matt
(K)

 Oak
(O)

 Monument Grey
(GY)

 Beech
(BE)

 Walnut
(W)

 Maple
(M)

WHITE FRAME	BLACK FRAME	WIDTH	DEPTH
R700WH126	R700K126	1200mm	600mm
R700WH128	R700K128	1200mm	800mm
R700WH146	R700K146	1400mm	600mm
R700WH148	R700K148	1400mm	800mm

Please add desktop colour when ordering eg. R700WH148 with Oak desktop = R700WH148O

R700G

Glass Sit Stand Desk



Features:

- 6mm Tempered Glass desktop.
- Integrated Smart control pad with four memory pre-sets, a safety lock, and 3 charging ports (2 Micro-B, 1 Type-C).
- Single motor technology enables powerful yet smooth height adjustments.
- Gyroscope-based anti-collision system included.
- 2-Stage column design ensures smooth and precise electric lifting ability.
- Designed for maximum structural integrity, out frame features double steel tubing that ensures stability even at its highest height.
- Storage Drawer.

Specifications:

Max. Load Capacity: 50kg

Speed: 25mm/s

Power Type: 100V – 240V

Decibel: <50dB

Stroke: 49cm

Height Range: 72 – 121cm

Desktop Dimensions: 120cm (Width) 60cm (Depth)

Colour: Black or White

Total Weight: 39kg

Warranty: 3 year warranty on frame only, 1 year warranty on motor.



R700G in white



R700G control panel

CODE
R700GWH
R700GK

DESCRIPTION
White desk width 1200mm depth 600mm
Black desk width 1200mm depth 600mm

REVILO

Sit Stand Desk Frames only

R900+ Desk frame




Features:

- 10 minute assembly time.
- Dual-motor system.
- Four programmable memory pre-sets.
- Anti-collision system.
- 3-stage column design.
- Screw-free installation structure.
- Lower standby power consumption to just 0.1W.
- Max desktop size 2000mm x 800mm.

SILVER FRAME	WHITE FRAME	BLACK FRAME
R900S	R900WH	R900K

R800 Desk frame



Features:

- Dual-motor system.
- Three programmable memory pre-sets and sit/stand reminder system.
- Anti-collision Technology included.
- 3-stage column design.
- Double crossing beams gives a very stable structure.
- Max desktop size 2000mm x 800mm.

SILVER FRAME	WHITE FRAME	BLACK FRAME
R800S	R800WH	R800K

R700 Desk frame




Features:

- Single motor technology.
- Simple two button remote.
- 2-Stage column design.
- Thicker and more durable powder coating seamless surface resist scratches, water, and stains.
- Max desktop size 1500mm x 800mm.

WHITE FRAME	BLACK FRAME
R700WH	R700K

REVILO

Desk Converter Ranges



M9

Deskup (Manual)



Features:

- Vertical up and down movements saving valuable space on your workstation.
- Quick release keyboard tray for reading or writing.
- Adjust the height freely to a level that perfectly suits you.
- Gas lift raises and lowers the Deskup M9 smoothly every time.
- Simple one-step assembly.

Specifications:

Max. Load Capacity: 15kg

Height Range: 12 – 50cm

Overall Dimensions: 88cm (Width) 41.5cm (Depth)

Keyboard Tray Size Dimensions: 88cm (Width) 30cm (Depth)

Frame Colour: Black

Product Weight: 14kg

Warranty: 5 years



CODE
RDU201M9-K

DESCRIPTION
Deskup M9 (Manual) Slimline Desk Converter in Black

MANUAL

M10

Deskup (Manual)



Features:

- Vertical up and down movements saving valuable space on your workstation.
- Easy one-step attachment and release gives you the option to use the Deskup M10 with or without the keyboard tray.
- Using the easy-to-use gas lift mechanism simply set the height that works for you.
- One-step simple assembly.

Specifications:

Max. Load Capacity: 15kg

Height Range: 15 – 50cm

Overall Dimensions: 89cm (Width) 59cm (Depth)

Keyboard Tray Size Dimensions: 88cm (Width) 32.5cm (Depth)

Frame Colour: Black

Product Weight: 24kg

Warranty: 5 years



CODE
RDU201M10-K

DESCRIPTION
Deskup M10 (Manual) Desk Converter in Black

MANUAL

E9 Pro

Deskup (Electric)



Features:

- Powerful motor enables smooth, silent, and stable height adjustments.
- Simple two button remote adjust your desk height with ease.
- Quick release keyboard tray for reading or writing.

Specifications:

Max. Load Capacity: 25kg

Speed: 30mm/s

Power Type: 100V – 240V

Height Range: 14.5 – 50cm

Overall Dimensions: 91.5cm (Width) 41.5cm (Depth)

Keyboard Tray Size Dimensions: 88cm (Width) 30cm (Depth)

Frame Colour: Black

Product Weight: 19kg

Warranty: 5 years mechanical part warranty – 3 years electronic part warranty.



CODE
RDU201E9PRO-K

DESCRIPTION
Deskup E9 Pro (Electric) Desk Converter in Black

ELECTRONICALLY OPERATED

REVILO

Accessories



Workercise Pro

Exercise Bike



Features:

- Pneumatic lever seat adjustment.
- Integrated digital display, showing readouts for workout time, calories burnt and speed.
- 8 Resistance levels from light to more robust workouts.
- Foldable space-saving feet for easy storage.
- Lockable gravity castors stopping the bike from moving whilst in use.

Specifications:

Max. User Weight: 135kg (21st)
Height Range: 75cm - 94cm
Colour: White
Product Weight: 24kg
Overall Dimensions: 78cm (Length) 59cm (Width) 75cm - 95cm (Height)
Warranty: 2 years



CODE	DESCRIPTION
RAC1013WPB-WH	REVILO Workercise Pro Under desk Bike

Anti-fatigue Mat

Features:

- Multiple massage points improving blood circulation.
- Thick cushioning better distributes the force of gravity while you stand, reducing the pressure on your feet and enhancing comfort.
- Improves balance and promotes natural posture.
- Non-skid design with a grooved skid-proof bottom.
- Easily moved when wishing to sit.

Specifications:

Size: 520x820mm

Front height: 25mm

Back height: 52mm

Material: PU material

Weight: Net weight 3.3kg



CODE
RAC302AFM-K

DESCRIPTION
Antifatigue Mat - Black

Coreboard Plus



Features:

- Designed to reduce fatigue and increase productivity.
- Burns calories whilst working.
- Improves balance and promotes natural posture.
- Non-slip base.
- Easily transportable with handles available at both ends.
- Activates foot joints, knees and hips.

Specifications:

Size: 510x335mm

Thickness: 8mm

Material: PU+ABS

Weight: Net weight 2.3kg



CODE
RAC301CBP-K

DESCRIPTION
Coreboard Plus - Black

Cable Snake

Features:

- Attractive way to keep cables neat and tidy.
- Removable blocks making adjust-ability easy.
- Made of strong ABS (Acrylonitrile Butadiene Styrene).
- Foldable space-saving feet for easy storage.
- The base plate is metal for added weight and stability.

Specifications:

Height: 15.0"/380mm

Height Range: 4.7"-19.7"/120-500mm

Load Capacity: 33lbs/15kg

Material: 12mm particle board

3 Colour Choices



White
(WH)



Black
(K)



Silver
(S)

CODE

RAC304CBS-K

RAC304CBS-WH

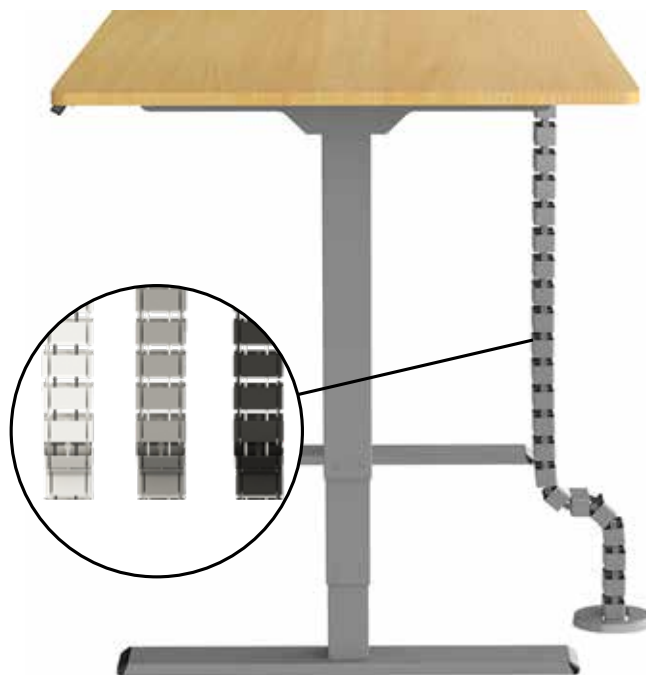
RAC304CBS-S

DESCRIPTION

REVILO Cable Snake in Black

REVILO Cable Snake in White

REVILO Cable Snake in Silver



NEW! Dual Monitor Arm



Features:

- Double monitor arm.
- Monitor can rotate to landscape or portrait orientation and holds in place.
- Quick installation.

Specifications:

VESA: 75x75, 100x100

Screen Size: 17"-30"

Load Capacity: 17.6lbs/8kg

Tilt Range: -85° - 15°

Installation: Clamp

CODE

RDMNCM7

DESCRIPTION

Dual Monitor Arm - Black



REVILO

Chair Ranges



NEW! R101

Zombie Chair





Features:

- Economical desk chair with an ergonomic design.
- Breathable mesh back with flip up armrest and butterfly mechanism.
- Height resilience foam padding.
- A swivel height adjustable seat.

Specifications:

Max. User Weight: 150kg (23st)

Seat Height: 45cm – 55cm

Back Height: 53cm

Seat Width: 50cm

Seat Depth: 50cm

Chair Weight: 17kg

Warranty: 3 Years



CODE	DESCRIPTION
R101K	REVILO Zombie Mid back Mesh Chair With Fixed Arms

R201

Shield Chair





Features:

- S-Shaped curved back closely fits with the curve of your body.
- Breathable mesh back with static lumbar support.
- Height Adjustable Arms.
- Weight tension control with locking tilt lock.
- Black nylon five-star base with easy glide castors.
- Gas lift height adjustment.

Specifications:

Max. User Weight: 133kg (21st)

Seat Height: 45cm – 55cm

Back Height: 54cm

Seat Width: 50cm

Seat Depth: 50cm

Chair Weight: 13kg

Warranty: 3 Years

2 Fabric Options available:



Black
(K)



Sky
Blue
(B)

CODE	DESCRIPTION
R201K	REVILO Shield Mid back Mesh Chair With Height Adjustable Arms in Black
R201B	REVILO Shield Mid back Mesh Chair With Height Adjustable Arms in Blue



R301

Alien Chair





Features:

- Contoured back provides excellent back support.
- Contemporary mesh back operator chair with large fabric seat pan.
- Height Adjustable Arms.
- Automatic tension control system with four position locking.
- Black nylon five-star base with PA castors.
- Gas lift height adjustment.

Specifications:

Max. User Weight: 133kg (21st)

Seat Height: 44cm - 54cm

Back Height: 59cm

Seat Width: 52cm

Seat Depth: 52cm

Chair Weight: 11kg

Warranty: 3 Years

2 Fabric Options available:



Black
(K)



Sky
Blue
(B)

CODE	DESCRIPTION
R301K	REVILO Alien High back Mesh Chair With Height Adjustable Arms in Black
R301B	REVILO Alien High back Mesh Chair With Height Adjustable Arms in Blue



R401

Butterfly Chair





Features:

- 2D Height adjustable arm rests.
- Flex-back and lumbar-free design forms an S-shape that perfectly fits the curve of the human spine and brings unparalleled comfort.
- Automatic tension control system with four position locking.
- Black nylon five-star base with PA castors.

Specifications:

Max. User Weight: 133kg (21st)

Seat Height: 44cm - 54cm

Back Height: 61cm

Seat Width: 52cm

Seat Depth: 51cm

Chair Weight: 14kg

Warranty: 3 Years

2 Fabric Options available:



Black
(K)



Sky
Blue
(B)

CODE	DESCRIPTION
R401K	REVILO Butterfly High back Mesh Chair With Height Adjustable Arms in Black
R401B	REVILO Butterfly High back Mesh Chair With Height Adjustable Arms in Blue



R501

Power Chair





Features:

- Adjustable headrest and height adjustable arms as standard.
- Breathable mesh back.
- Guaranteed for 8hrs use.
- Adjustable lumbar support.
- Automatic tension control system with three position locking.
- Black nylon five-star base with PA castors.

Specifications:

Max. User Weight: 133kg (21st)

Seat Height: 44cm - 54cm

Back Height: 59cm (excludes headrest)

Seat Width: 51cm

Seat Depth: 54cm

Chair Weight: 15kg

Warranty: 3 Years

CODE	DESCRIPTION
R501K	REVILO Power H/back Mesh Chair With Height Adjustable Arms & Headrest

REVILO



Contact us today to discuss your requirements...

officeworx

sales@officeworx.co.uk | 01242 584901

Edition 1 - 2022